

Shenzhen ORT Technical Services Co., Ltd.

校验码 (Check code):

9UOR7V



scan to verify

TEST REPORT

Report Number ORT260601112003-R01					
Sample Name:	Smartphone		Applicant:	Shenzhen Huafurui Technology Co., Ltd.	
Model:	KINGKONG ES 5		Address:	Unit 601-03, 6/F, Block A, Building 1, Ganfeng Technology Building, No. 993 Jiaxian Road, Xiangjiaotang Community, Bantian Street, Longgang District, Shenzhen, P.R. China	
Spec:	/		Vendor or Supplier:	Shenzhen Huafurui Technology Co., Ltd.	
Brand:	CUBOT		Address:	As per above address	
Sample Quantity:	5 PCS		Manufacturer:	Shenzhen Huafurui Technology Co., Ltd.	
Specimen Source:	Submitted by applicant		Address:	As per above address	
Received Date:	Jun. 02, 2026	Detection Date:	Jun. 03, 2026 to Jun. 06, 2026	Report Date:	Jun. 08, 2026
Test Standard:	Please refer to the test record on the next page.				
Test Item:	Please refer to the test record on the next page.				
Test Requirements:	Please refer to the test record on the next page.				
Tested By:	Meng WenLong	Date:	Shenzhen ORT Technical Services Co., Ltd. Jun. 08, 2026		
Signature:	<i>Meng Wen long</i>	Jun. 08, 2026			
Checked By:	Lonny Chen	Date:			
Signature:	<i>Lonny Chen</i>	Jun. 08, 2026			
Approved By:	Makoto Wu	Date:			
Signature:	<i>Makoto Wu</i>	Jun. 08, 2026			

I Testing Overview

1 Sample Information

Name	Model	Quantity PCS	Sample No.
Smartphone	KINGKONG ES 5	5	ORT260601112003-SS1/5 to ORT260601112003-SS5/5

Note: Except for Section I "Sample Information" which uses full sample numbers, sample numbers in other chapters of this report are presented in abbreviated form.

2 Summary of Test Results

No.	Test Record	Test Item	Sample No.	Sample Test Results	Test Conclusion
1	Page 3	IPX9K High-Temperature High-Pressure Spray Test	SS1/5	The sample is in good appearance with normal functions.	PASS
2	Page 3	IP6KX-Dust Test	SS2/5	The sample has good appearance; internal inspection after disassembly shows no dust ingress.	
3	Page 3	IP6X-Dust Test	SS3/5	The sample has good appearance; internal inspection after disassembly shows no dust ingress.	
4	Page 3	IPX8-Waterproof Test	SS4/5	The sample is in good appearance. Disassembly inspection reveals no water ingress inside.	
5	Page 3	Vibration Test	SS5/5	The sample is in good appearance with normal functions.	
6	Page 3	Drop Test	SS1/5 SS5/5	The sample is in good appearance with normal functions.	
7	Page 3	Combined Temperature and Shock Test	SS5/5	The sample is in good appearance with normal functions.	

Note: (1) "PASS" means Conformity Rule, "FAIL" means Nonconformity Rule, and "N/A" means Not Applicable.

(2) For further details, please refer to the following page(s).

II Test Records

1 Test Item : IPX9K High-Temperature High-Pressure Spray Test

1.1 Test Equipment:

No.	Equipment Name	Model No.	Equipment No.	Calibration Validity
1	High Temperature and High Pressure Spray Test Chamber	TL-IPX9K-1000L	ORT-GYPS-01	2026.06.18

1.2 Lab Environment: Temperature: 24.7 °C; Relative humidity: 41 %.

1.3 Test Standard: ISO 20653:2023.

1.4 Test Condition:

1.4.1 Speed: (5±1) r/min.

1.4.2 Spray angles: 0°, 30°, 60°, 90°.

1.4.3 Nozzle distance: 100–150 mm.

1.4.4 Flow rate: 14–16 L/min.

1.4.5 Water temp: (80±5) °C.

1.4.6 Test time: 30 s per position.

1.5 Acceptance Criteria:

No damage after directional spray cleaning from all directions.

2 Test Item : IP6KX-Dust Test

2.1 Test Equipment:

No.	Equipment Name	Model No.	Equipment No.	Calibration Validity
1	Dust and Sand Test Chamber	TL-SC-1000	ORT-SC1000-01	2026.06.19
2	IP4X Test Probe	IP4X / 1N Thrust	ORT-IP4X-01	2026.06.22

2.2 Lab Environment: Temperature: 25.6 °C; Relative humidity: 40 %.

2.3 Test Standard: ISO 20653:2023.

2.4 Test Condition:

2.4.1 The protection rating indicated by the leading digit corresponds to the proximity to hazardous components; the test line with a diameter of 6K (first digit) must not penetrate and maintain sufficient clearance.

2.4.2 The first characteristic digit 6K indicates the protection rating against solid foreign objects.

Test dust: Arizona Dust A2.

Dusting method: Air-dust mixture movement for 6 seconds, pause for 15 minutes.

Test duration: 20 cycles.

2.5 Acceptance Criteria:

All test samples completed the tests in accordance with specified conditions. No penetration by test probes was found, and sufficient clearance was maintained between samples and hazardous parts.

After testing, all samples functioned normally. No dust was detected inside upon disassembly inspection.

2.6 Pre-test inspection:

Sample No.	Inspection before test	Conclusion
ORT260601112003-SS2/5	The sample appears in good, no visible damage to the naked eye, condition and has not been punctured by the test probe with a diameter of 1.00mm.	PASS

3 Test Item : IP6X-Dust Test

3.1 Test Equipment:

No.	Equipment Name	Model No.	Equipment No.	Calibration Validity
1	Dust and Sand Test Chamber	TL-SC-1000	ORT-SC1000-01	2026.06.19
2	IP4X Test Probe	IP4X / 1N Thrust	ORT-IP4X-01	2026.06.22

3.2 Lab Environment: Temperature: 25.2 °C; Relative humidity: 41 %.

3.3 Test Standard: IEC 60529:1989/AMD2:2013/COR1:2019.

3.4 Test Condition:

3.4.1 Protection rating against contact with hazardous components: The Φ 1.0 mm test wire must not penetrate and maintain sufficient clearance.

3.4.2 Degree of prevention against solid foreign particles: During the test, talcum powder was used at a concentration of 2 kg/m³ and tested for 8 hours.

3.4.3 The test specimen housing is placed within the testing chamber, where internal pressure is maintained below atmospheric pressure using a vacuum pump. The air volume is 80 times the volume of the sample chamber, with a pumping rate of 40 times the housing volume per hour; the test duration is 2 hours.

3.5 Acceptance Criteria:

All test samples shall be completed under the specified conditions. The samples shall not be penetrated by the test probe, and there shall be sufficient clearance between the sample and the hazardous component. After testing, the sample functioned properly; upon disassembly and inspection, no dust was found inside.

3.6 Pre-test inspection:

Sample No.	Inspection before test	Conclusion
ORT260601112003-SS3/5	The sample appears in good, no visible damage to the naked eye,condition and has not been punctured by the test probe with a diameter of 1.00mm.	PASS

4 Test Item : IPX8-Waterproof Test

4.1 Test Equipment:

No.	Equipment Name	Model No.	Equipment No.	Calibration Validity
1	Immersion Pressure Tester	TL-IPX8-600	ORT-IPX8-01	2026.06.17

4.2 Lab Environment: Temperature: 24.5 °C; Relative humidity: 44 %.

4.3 Test Standard: IEC 60529:1989/AMD2:2013/COR1:2019.

4.4 Test Condition:

4.4.1 Place the sample into the test chamber.

4.4.2 Water depth: 1.5 m; Test duration: 30 minutes.

4.4.3 The temperature difference between water and sample shall not exceed 5 K.

4.5 Acceptance Criteria:

Check the sample function and whether water ingress occurs inside the enclosure.During continuous immersion, if water enters the enclosure, the water volume shall not cause damage to the product.

5 Test Item : Vibration Test

5.1 Test Equipment:

No.	Equipment Name	Model No.	Equipment No.	Calibration Validity
1	Vibration Tester	MPA406/M232A	ORTZD2000-01	2026.06.17
2	Vibration Tester	PA60H/LS544A	ORTZD5000-01	2026.06.17

5.2 Lab Environment: Temperature: 25.5 °C; Relative humidity: 43 %.

5.3 Test Standard: Refer to customer requirements.

5.4 Test Condition:

5.4.1 Frequency range: 5 Hz-14 Hz; Displacement: 5.08 mm.

5.4.2 Frequency range: 14 Hz-33 Hz; Acceleration: 2 g.

5.4.3 Frequency range: 33 Hz-52 Hz; Displacement: 0.91 mm.

5.4.4 Frequency range: 52 Hz-500 Hz; Acceleration: 5 g.

5.4.5 Test axes: X, Y, Z. Test duration: 2 h per axis.

5.5 Acceptance Criteria:

After the test, the sample shall have no abnormal appearance and maintain normal functions.

6 Test Item : Drop Test

6.1 Test Equipment:

No.	Equipment Name	Model No.	Equipment No.	Calibration Validity
1	Drop Tester	LX-DL-315	ORT-DL-01	2026.06.17

6.2 Lab Environment: Temperature: 24.7 °C; Relative humidity: 48 %.

6.3 Test Standard: MIL-STD-810H:2019, Method 516.8.

6.4 Test Condition:

6.4.1 Drop height: 122 cm.

6.4.2 Drop orientations: 6 faces, 8 corners, 12 edges.

6.4.3 One drop for each face, edge and corner, total 26 drops in all.

Note: The test applies to samples with total mass $M < 45$ kg.

ORT260601112003-SS4/5 sample for the drop of corners and faces (14 times in total);

ORT260601112003-SS5/5 sample for the drop of edge (12 times in total).

6.5 Acceptance Criteria:

No abnormal appearance and all functions work normally after the test.

7 Test Item : Combined Temperature and Shock Test (SS5/5)

7.1 Test Equipment:

No.	Equipment Name	Model No.	Equipment No.	Calibration Validity
1	Vibration Tester	DC-7500-80	ORT-ZD7500-01	2026.06.19
2		DC-7500-80	ORT-ZD7500-02	2026.06.18
3	Three-comprehensive Test Chamber	TH-3300	ORT-TH3300-01	2026.06.19
4		TH-3300	ORT-TH3300-02	2026.06.17

7.2 Lab Environment: Temperature: 25.5 °C; Relative humidity: 42 %.

7.3 Test Standard: Refer to customer requirements.

7.4 Test Condition:

Temperature: -55 °C, 70 °C.

7.4.1 Pulse waveform: Half-sine wave.

7.4.2 Peak acceleration: 30 g.

7.4.3 Pulse duration: 6 ms.

7.4.4 Test axes: +X, +Y, +Z, -X, -Y, -Z.

7.4.5 Number of shocks: 2 shocks per axis, total 12 shocks at each temperature.







Note: After shock test, place the sample in the temperature test chamber for 30 minutes, then take it out for inspection.

7.5 Acceptance Criteria:

After the test, the sample shall have no abnormal appearance and maintain normal functions.

III Test photo and test curve:

Test Item 1: IPX9K High-Temperature High-Pressure Spray Test (SS1/5)

	
<p>Fig.1: Appearance inspection</p>	<p>Fig.2: Function inspection</p>
	
<p>Fig.3: Appearance inspection</p>	<p>Fig.4: Test setup</p>
	
<p>Fig.5: Appearance inspection after test</p>	<p>Fig.6: Function inspection after test</p>

	<p>N/A</p>
<p>Fig.7: Appearance inspection after test</p>	<p>N/A</p>

Test Item 2: IP6KX-Dust Test (SS2/5)

	
<p>Fig.8: Appearance inspection</p>	<p>Fig.9: Function inspection</p>
	
<p>Fig.10: Appearance inspection</p>	<p>Fig.11: Before the test probe test</p>



Fig.12: Before the test probe test



Fig.13: Test setup



Fig.14: Test setup



Fig.15: Appearance inspection after test



Fig.16: Function inspection after test



Fig.17: Appearance inspection after test



Fig.18: Disassembly Inspection after test

N/A

N/A

Test Item 3: IP6X-Dust Test (SS3/5)

	
<p>Fig.19: Appearance inspection</p>	<p>Fig.20: Function inspection</p>
	
<p>Fig.21: Appearance inspection</p>	<p>Fig.22: Before the test probe test</p>
	
<p>Fig.23: Before the test probe test</p>	<p>Fig.24: Test setup</p>



Fig.25: Test setup



Fig.26: Appearance inspection after test



Fig.27: Function inspection after test



Fig.28: Appearance inspection after test



Fig.29: Disassembly Inspection after test

N/A

N/A

Test Item 4: IPX8-Waterproof Test (SS4/5)

	
<p>Fig.30: Appearance inspection</p>	<p>Fig.31: Function inspection</p>
	
<p>Fig.32: Appearance inspection</p>	<p>Fig.33: Test setup</p>
	
<p>Fig.34: Appearance inspection after test</p>	<p>Fig.35: Function inspection after test</p>



Fig.36: Appearance inspection after test



Fig.37: Disassembly Inspection after test

Test Item 5: Vibration Test (SS5/5)



Fig.38: Appearance inspection



Fig.39: Function inspection



Fig.40: Appearance inspection




Fig.41: Test setup:X

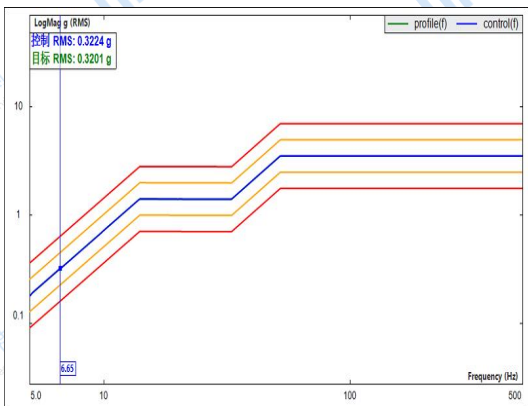


Fig.42: Test curve:X




Fig.43: Test setup:Y

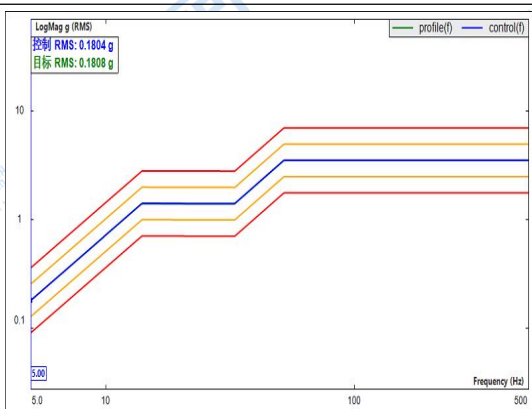


Fig.44: Test curve:Y



Fig.45: Test setup:Z

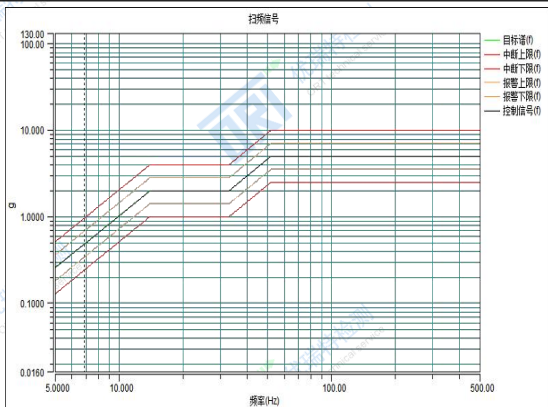


Fig.46: Test curve:Z



Fig.47: Appearance inspection after test




Fig.48: Function inspection after test



Fig.49: Appearance inspection after test

Test Item 6: Drop Test (SS1/5, SS5/5)



Fig.50: Appearance inspection




Fig.51: Function inspection



Fig.52: Appearance inspection



Fig.53: Test setup height



Fig.54: Test setup corner




Fig.55: Test setup corner




Fig.56: Test setup corner



Fig.57: Test setup corner



Fig.58: Test setup corner



Fig.59: Test setup corner



Fig.60: Test setup corner



Fig.61: Test setup corner



Fig.62: Test setup edge




Fig.63: Test setup edge



Fig.64: Test setup edge



Fig.65: Test setup edge



Fig.66: Test setup edge



Fig.67: Test setup edge



Fig.68: Test setup edge



Fig.69: Test setup edge




Fig.70: Test setup edge



Fig.71: Test setup edge




Fig.72: Test setup edge



Fig.73: Test setup edge



Fig.74: Test setup face




Fig.75: Test setup face



Fig.76: Test setup face



Fig.77: Test setup face




Fig.78: Test setup face



Fig.79: Test setup face

	
<p>Fig.80: Appearance inspection after test</p>	<p>Fig.81: Function inspection after test</p>
	<p>N/A</p>
<p>Fig.82: Appearance inspection after test</p>	<p>N/A</p>

Test Item 7: Combined Temperature and Shock Test (SS5/5)



	
<p>Fig.83: Appearance inspection</p>	<p>Fig.84: Function inspection</p>



Fig.85: Appearance inspection



Fig.86: Test setup:±X



Fig.87: Test setup:±Y



Fig.88: Test setup:±Z



Fig.89: Test setup



Fig.90: Test setup

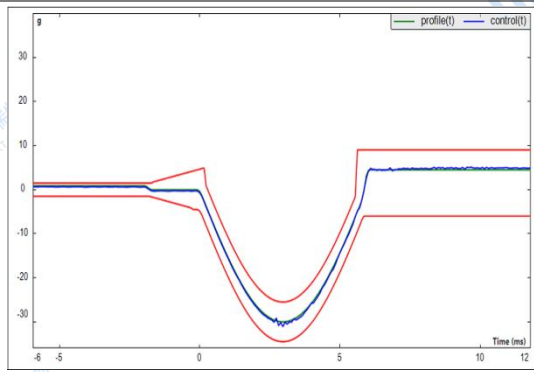


Fig.91: Negative shock curve

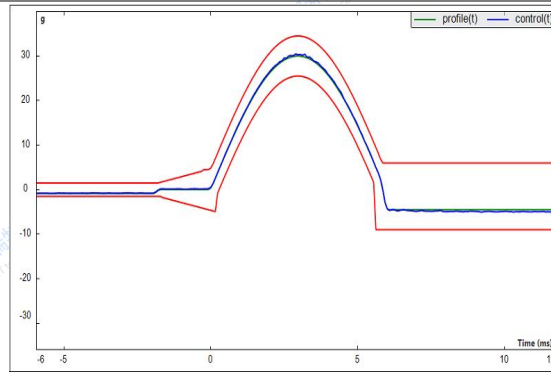


Fig.92: Positive shock curve



Fig.93: Appearance inspection after test



Fig.94: Function inspection after test



Fig.95: Appearance inspection after test

N/A

N/A

*** End of Report ***



Declaration

- (1) The test results of this test report are only responsible for the tested samples.
- (2) The test report is invalid without the Special Seal for Inspection and Testing and authorized signature.
- (3) The report shall not be partially copied without the written permission of ORT Testing.
- (4) Test items with '*' in the report are subcontracted inspection items.
- (5) Test items that have not obtained qualification recognition are only used for scientific research, teaching, or internal quality control. If the client has any objection to the test results, an appeal shall be submitted to our laboratory within 15 days after receiving the report; any overdue application will not be considered.

Shenzhen ORT technical services Co., Ltd.

Site Location: 101, 102, Block 1C, Caili Industrial Park, 228 Industrial Zone, Silian Community, Henggang Street, Longgang District, Shenzhen

Web: <http://www.ort-ts.com>

Tel: +86-755-27817553

Fax: +86-755-27817553

Email: service@ort-ts.com